



# OLD HICKORY — SHEDS —

*A Tradition of Quality*  
SINCE 1997



BUY OR RENT TO OWN

[OLDHICKORYSHEDS.COM](http://OLDHICKORYSHEDS.COM)



IT'S NOT JUST ANY OLD SHED... IT'S AN  
**OLD HICKORY SHED**



## DEPENDABLE LONGEVITY

### SINCE 1997

With over 700 locations in North America, a huge variety of buildings and options to choose from, and an inventory of over 10,000 buildings in stock and ready to deliver, you're sure to get the building you need, when you need it.



## EXCEEDING OUR CUSTOMER'S EXPECTATIONS

Using the old fashioned, country tradition of barn building, we at Old Hickory Sheds create quality storage buildings for many happy customers throughout North America. Our factories use the same traditional construction techniques and philosophies handed down from generation to generation among the many Amish and Mennonite communities. In fact, the kind of quality, care and attention to detail that we put into each and every one of our barns is how we became leaders in our industry. Our overriding philosophy of quality can be seen in our company's culture every day. From the premium materials we use to the engineer certification process, and from our highly skilled and customer friendly delivery drivers to our knowledgeable salespeople, you can be confident that you'll get the best building for your needs at a price within your budget.



## A TRADITION OF QUALITY

Old Hickory Sheds is a leader you can trust in the portable storage industry. For over 20 years, we have succeeded by providing our customers with dependable storage solutions and a quality buying experience.



**OLDHICKORYSHEDS.COM**

LOFTED BARN PRICING  
TREATED & PAINTED (ONE COLOR)

SIZE	CASH PRICE*	RENT TO OWN (36 MO)	RENT TO OWN (48 MO)**
8x10	\$2,645	\$122 <sup>45</sup>	\$110 <sup>21</sup>
8x12	\$2,825	\$130 <sup>79</sup>	\$117 <sup>71</sup>
8x16	\$3,245	\$150 <sup>23</sup>	\$135 <sup>21</sup>
10x10	\$3,195	\$147 <sup>92</sup>	\$133 <sup>13</sup>
10x12	\$3,425	\$158 <sup>56</sup>	\$142 <sup>71</sup>
10x14	\$3,825	\$177 <sup>08</sup>	\$159 <sup>38</sup>
10x16	\$3,875	\$179 <sup>40</sup>	\$161 <sup>46</sup>
10x20	\$4,875	\$225 <sup>69</sup>	\$203 <sup>13</sup>
12x16	\$5,075	\$234 <sup>95</sup>	\$211 <sup>46</sup>
12x20	\$5,575	\$258 <sup>10</sup>	\$232 <sup>29</sup>
12x24	\$6,625	\$306 <sup>71</sup>	\$276 <sup>04</sup>
12x28	\$7,575	\$350 <sup>69</sup>	\$315 <sup>63</sup>
12x30	\$8,075	\$373 <sup>84</sup>	\$336 <sup>46</sup>
12x32	\$8,175	\$378 <sup>47</sup>	\$340 <sup>63</sup>
12x36	\$8,925	\$413 <sup>19</sup>	\$371 <sup>88</sup>
12x40	\$9,925	\$459 <sup>49</sup>	\$413 <sup>54</sup>
14x24	\$8,325	\$385 <sup>42</sup>	\$346 <sup>88</sup>
14x28	\$9,425	\$436 <sup>34</sup>	\$392 <sup>71</sup>
14x32	\$10,645	\$492 <sup>82</sup>	\$443 <sup>54</sup>
14x36	\$11,475	\$531 <sup>25</sup>	\$478 <sup>13</sup>
14x40	\$12,125	\$561 <sup>34</sup>	\$505 <sup>21</sup>
➤ 16x24	\$9,975	\$461 <sup>81</sup>	\$415 <sup>63</sup>
➤ 16x28	\$11,325	\$524 <sup>31</sup>	\$471 <sup>88</sup>
➤ 16x32	\$12,745	\$590 <sup>05</sup>	\$531 <sup>04</sup>
➤ 16x36	\$13,745	\$636 <sup>34</sup>	\$572 <sup>71</sup>
➤ 16x40	\$14,545	\$673 <sup>38</sup>	\$606 <sup>04</sup>

• Up to 16 ft of loft included in price, depending on size. Additional charges apply if over 16 ft. No discount for subtracting loft.

- 6'3" INSIDE WALL HEIGHT STANDARD
- OPTIONAL 7' TALL WALLS (81"INSIDE) AVAILABLE

LOFTED BARN



BARN PRICING  
TREATED & PAINTED (ONE COLOR)


SIZE	CASH PRICE*	RENT TO OWN (36 MO)	RENT TO OWN (48 MO)**
8x8	\$1,945	\$90 <sup>05</sup>	\$81 <sup>04</sup>
8x10	\$2,095	\$96 <sup>99</sup>	\$87 <sup>29</sup>
8x12	\$2,195	\$101 <sup>62</sup>	\$91 <sup>46</sup>
8x16	\$2,825	\$130 <sup>79</sup>	\$117 <sup>71</sup>
10x10	\$2,545	\$117 <sup>82</sup>	\$106 <sup>04</sup>
10x12	\$2,725	\$126 <sup>16</sup>	\$113 <sup>54</sup>
10x14	\$3,045	\$140 <sup>97</sup>	\$126 <sup>88</sup>
10x16	\$3,195	\$147 <sup>92</sup>	\$133 <sup>13</sup>
10x20	\$3,875	\$179 <sup>40</sup>	\$161 <sup>46</sup>
12x16	\$4,145	\$191 <sup>90</sup>	\$172 <sup>71</sup>

- 4' INSIDE WALL HEIGHT

BARN



UTILITY SHED



- 6'3" INSIDE WALL HEIGHT STANDARD
- OPTIONAL 7' TALL WALLS (81"INSIDE) AVAILABLE
- OPTIONAL 8' TALL WALLS (92"INSIDE) AVAILABLE



UTILITY SHED PRICING  
TREATED & PAINTED (ONE COLOR)  
6' WALLS

SIZE	CASH PRICE*	RENT TO OWN (36 MO)	RENT TO OWN (48 MO)**
8x8	\$2,095	\$96 <sup>99</sup>	\$87 <sup>29</sup>
8x10	\$2,195	\$101 <sup>62</sup>	\$91 <sup>46</sup>
8x12	\$2,395	\$110 <sup>88</sup>	\$99 <sup>79</sup>
8x16	\$3,145	\$145 <sup>60</sup>	\$131 <sup>04</sup>
10x10	\$2,825	\$130 <sup>79</sup>	\$117 <sup>71</sup>
10x12	\$2,975	\$137 <sup>73</sup>	\$123 <sup>96</sup>
10x14	\$3,425	\$158 <sup>56</sup>	\$142 <sup>71</sup>
10x16	\$3,595	\$166 <sup>44</sup>	\$149 <sup>79</sup>
10x20	\$4,475	\$207 <sup>18</sup>	\$186 <sup>46</sup>
12x16	\$4,525	\$209 <sup>49</sup>	\$188 <sup>54</sup>
12x20	\$5,075	\$234 <sup>95</sup>	\$211 <sup>46</sup>
12x24	\$5,825	\$269 <sup>68</sup>	\$242 <sup>71</sup>
12x28	\$6,675	\$309 <sup>03</sup>	\$278 <sup>13</sup>
12x30	\$7,175	\$332 <sup>18</sup>	\$298 <sup>96</sup>
12x32	\$7,525	\$348 <sup>38</sup>	\$313 <sup>54</sup>
12x36	\$8,125	\$376 <sup>16</sup>	\$338 <sup>54</sup>
12x40	\$9,025	\$417 <sup>82</sup>	\$376 <sup>04</sup>
14x24	\$7,625	\$353 <sup>01</sup>	\$317 <sup>71</sup>
14x28	\$8,575	\$396 <sup>99</sup>	\$357 <sup>29</sup>
14x32	\$9,225	\$427 <sup>08</sup>	\$384 <sup>38</sup>
14x36	\$10,925	\$505 <sup>79</sup>	\$455 <sup>21</sup>
14x40	\$11,745	\$543 <sup>75</sup>	\$489 <sup>38</sup>
➤ 16x24	\$9,125	\$422 <sup>45</sup>	\$380 <sup>21</sup>
➤ 16x28	\$10,275	\$475 <sup>69</sup>	\$428 <sup>13</sup>
➤ 16x32	\$11,025	\$510 <sup>42</sup>	\$459 <sup>38</sup>
➤ 16x36	\$13,095	\$606 <sup>25</sup>	\$545 <sup>63</sup>
➤ 16x40	\$14,075	\$651 <sup>62</sup>	\$586 <sup>46</sup>

- See pages 9-12 for siding, colors & building options.
- All 8' wide buildings come with a single door (excluding packages).
- All 10', 12', 14' & 16' wide buildings come with double doors (excluding packages).

One color paint/water sealer included in above price. Urethane and additional colors are extra.

\*Prices shown include 3% discount offered for purchases made with cash or check. Credit card purchases are not eligible for the discounted price and will be priced 3% higher.

12' wide and over buildings are measured across the eaves due to DOT regulations (all others are measured from outside corners).

➤ 16' wide buildings not available in all areas. See dealer for details.

\*\*Not available at all locations. See dealer for details.

# PLAYHOUSE

- **BUILDING MUST INCLUDE A PORCH TO GET PACKAGE PRICE**
- **ADD PACKAGE PRICE TO SAME SIZE UTILITY SHED OR LOFTED BARN**

Includes 9 lite window door, 4 ft. porch\*, two posts, and three 2x3 windows. The Utility Style Playhouse Package will include 8 ft. walls. Package price does not include wooden barn doors.

\*Total length of building includes 4ft porch.

**\$925**

ADDS \$42<sup>82</sup> TO 36 MONTH RENT  
ADDS \$38<sup>54</sup> TO 48 MONTH RENT\*



FIR SIDING

BUCKSKIN PAINT & BARN WHITE TRIM PAINT ON LP DUTCH LAP SIDING



PINNACLE RED PAINT & BARN WHITE TRIM PAINT ON LP SMART PANEL SIDING

FIR SIDING

# DELUXE PLAYHOUSE

- **BUILDING MUST INCLUDE A PORCH TO GET PACKAGE PRICE**
- **ADD PACKAGE PRICE TO SAME SIZE UTILITY SHED OR LOFTED BARN**

Includes 9 lite window door, porch, porch railing (Included porch railing is 3 sections that are approx. 4ft each.), four posts, and five 2x3 windows. The Utility Style Deluxe Playhouse Package will also include 8ft walls. Minimum size is 12x24. Package price does not include wooden barn doors.

\*Total length of building includes 4ft porch.

**\$1,495**

ADDS \$69<sup>21</sup> TO 36 MONTH RENT  
ADDS \$62<sup>29</sup> TO 48 MONTH RENT\*



T1-11 PRESSURE TREATED SIDING

MAHOGANY URETHANE & BARN WHITE TRIM PAINT ON LP SMART PANEL SIDING

# SIDE PORCH

- **BUILDING MUST INCLUDE A PORCH TO GET PACKAGE PRICE**
- **ADD PACKAGE PRICE TO SAME SIZE UTILITY SHED OR LOFTED BARN**

Includes 9 lite window door, porch, porch railing (included porch railing is approx. 4 ft.), one post, two 2x3 windows and double barn doors. The Utility Style Side Porch Package will also include 8 ft. walls.

\*Total length of building includes 4ft porch.

**\$1,045**

ADDS \$48<sup>38</sup> TO 36 MONTH RENT  
ADDS \$43<sup>54</sup> TO 48 MONTH RENT\*

# UTILITY DORMER

- **ADD PACKAGE PRICE TO SAME SIZE UTILITY SHED**

Includes three 10" x 29" windows in dormer and 81" inside wall height. Only available on 8', 10' & 12' wide buildings. This is a package deal, options may be removed but no credit given on price. More than one dormer can be added to building if size permits. Add \$795 for each additional dormer.

Package shown with extra options including two 2x3 windows with shutters, two 10"x29" windows in doors and different color shutter trim and doors.

**\$995**

ADDS \$46<sup>06</sup> TO 36 MONTH RENT  
ADDS \$41<sup>46</sup> TO 48 MONTH RENT\*



GAP GRAY PAINT, NAVAJO TRIM PAINT & DRIFTWOOD URETHANE ON SHUTTERS & DOORS ON LP SMART PANEL SIDING

# GARAGE

- **BUILDING MUST INCLUDE A GARAGE DOOR AND HOUSE-STYLE DOOR TO QUALIFY FOR PACKAGE PRICE**
- **ADD PACKAGE PRICE TO SAME SIZE UTILITY SHED OR LOFTED BARN**

Includes garage door, solid house-style door, one 2x3 window and 12" on center floor joists. The Utility Style Garage Package will also include 8 ft. walls. Package price does not include wooden barn doors.

**\$1,045**

ADDS \$48<sup>38</sup> TO 36 MONTH RENT  
ADDS \$43<sup>54</sup> TO 48 MONTH RENT\*



SCARLET RED PAINT & BARN WHITE TRIM PAINT ON LP SMART PANEL SIDING

T1-11 PRESSURE TREATED SIDING



SCARLET RED PAINT, BARN WHITE TRIM PAINT & BLACK PAINTED SHUTTERS ON LP SMART PANEL SIDING SHOWN WITH 6" FRONT & BACK ROOF OVERHANG



CHESTNUT BROWN URETHANE WITH GAP GRAY TRIM PAINT ON LP DUTCH LAP SIDING

\*Not available at all locations. See dealer for details.

\*Not available at all locations. See dealer for details.

# ANIMAL SHELTER

### FEATURES

- 4x6 Pressure Treated perimeter base.
- 1 1/4" Pressure Treated Kick Boards approximately 4' high, spaced 1.5" apart
- 8' wide opening is standard. Up to 10' wide openings available. See dealer for special pricing on custom width frameouts.
- Standard one stall per 20 feet of length or less (not counting tack room), unless specifically ordered differently.  
*For example a 12x12 would have one stall standard, a 12x20 would have one stall standard, a 12x24 would come with 2 stalls standard – all examples are without tack room.*
- Additional stalls (includes opening and divider) can be added for \$350 per stall (optional).

### TACK ROOM

- \$95/foot of length (minimum of 4'). (Tack Room starts on an outside end wall. Add \$350 to start on an inside divider wall.)
- Engineered panels or T&G flooring depending on area & availability.
- OSB divider wall between tack room & stall.
- 3' Wooden Barn door on all tack rooms. Upgrade to 4' wooden barn door for \$20 (where applicable).

Buildings will be set directly on ground with no blocking. Ground must be suitable for application prior to delivery.

### ANIMAL SHELTER PRICING TREATED & PAINTED (ONE COLOR)

SIZE	CASH PRICE*	RENT TO OWN (36 MO)	RENT TO OWN (48 MO)**
8x12	\$2,520	\$116 <sup>67</sup>	\$105 <sup>00</sup>
8x16	\$3,270	\$151 <sup>39</sup>	\$136 <sup>25</sup>
10x10	\$2,950	\$136 <sup>57</sup>	\$122 <sup>92</sup>
10x12	\$3,100	\$143 <sup>52</sup>	\$129 <sup>17</sup>
10x14	\$3,550	\$164 <sup>35</sup>	\$147 <sup>92</sup>
10x16	\$3,720	\$172 <sup>22</sup>	\$155 <sup>00</sup>
10x20	\$4,600	\$212 <sup>96</sup>	\$191 <sup>67</sup>
12x16	\$4,650	\$215 <sup>28</sup>	\$193 <sup>75</sup>
12x20	\$5,200	\$240 <sup>74</sup>	\$216 <sup>67</sup>
12x24	\$5,950	\$275 <sup>46</sup>	\$247 <sup>92</sup>
12x28	\$6,800	\$314 <sup>81</sup>	\$283 <sup>33</sup>
12x30	\$7,300	\$337 <sup>96</sup>	\$304 <sup>17</sup>
12x32	\$7,650	\$354 <sup>17</sup>	\$318 <sup>75</sup>
12x36	\$8,250	\$381 <sup>94</sup>	\$343 <sup>75</sup>
12x40	\$9,150	\$423 <sup>61</sup>	\$381 <sup>25</sup>
14x24	\$7,750	\$358 <sup>80</sup>	\$322 <sup>92</sup>
14x28	\$8,700	\$402 <sup>78</sup>	\$362 <sup>50</sup>
14x32	\$9,350	\$432 <sup>87</sup>	\$389 <sup>58</sup>
14x36	\$11,050	\$511 <sup>57</sup>	\$460 <sup>42</sup>
14x40	\$11,870	\$549 <sup>54</sup>	\$494 <sup>58</sup>
► 16x24	\$9,250	\$428 <sup>24</sup>	\$385 <sup>42</sup>
► 16x28	\$10,400	\$481 <sup>48</sup>	\$433 <sup>33</sup>
► 16x32	\$11,150	\$516 <sup>20</sup>	\$464 <sup>58</sup>
► 16x36	\$13,220	\$612 <sup>04</sup>	\$550 <sup>83</sup>
► 16x40	\$14,200	\$657 <sup>41</sup>	\$591 <sup>67</sup>



### ANIMAL SHELTER

Shown with additional stall. See features for details.



### ANIMAL SHELTER & TACK ROOM

Shown with 4' door. 10" x 35" window in door is extra & not included in package price. See page 12 for option pricing.

### ANIMAL SHELTER SECURITY DEPOSITS

**\$200**  
on 8' & 10' wide buildings

**\$600**  
on 12' wide buildings

**\$1,000**  
on 14' wide buildings

**\$2,000**  
on 16' wide buildings

# THE CABANA



### CABANA SECURITY DEPOSITS

**\$200** on 8' & 10' wide buildings

**\$600** on 12' wide buildings

### CABANA PRICING TREATED

SIZE	CASH PRICE*	RENT TO OWN (36 MO)	RENT TO OWN (48 MO)**
10x12	\$3,575	\$165 <sup>51</sup>	\$148 <sup>96</sup>
10x16	\$4,595	\$212 <sup>73</sup>	\$191 <sup>46</sup>
10x20	\$5,725	\$265 <sup>05</sup>	\$238 <sup>54</sup>
12x16	\$5,525	\$255 <sup>79</sup>	\$230 <sup>21</sup>
12x20	\$6,795	\$314 <sup>58</sup>	\$283 <sup>13</sup>
12x24	\$8,175	\$378 <sup>47</sup>	\$340 <sup>63</sup>

12' wide and over buildings are measured across the eaves due to DOT regulations (all others are measured from outside corners). | \*Prices shown include 3% discount offered for purchases made with cash or check. Credit card purchases are not eligible for the discounted price and will be priced 3% higher. | ► 16' wide buildings not available in all areas. See dealer for details. | \*\*Not available at all locations. See dealer for details. One color paint/water sealer included in above price. Urethane and additional colors are extra.



T1-11 PRESSURE TREATED SIDING



FIR SIDING



CLAY PAINT & NAVAJO TRIM PAINT ON LP SMART PANEL SIDING



GAP GRAY PAINT & BARN WHITE TRIM PAINT ON LP DUTCH LAP SIDING



DRIFTWOOD URETHANE & BEIGE TRIM PAINT ON LP SMART PANEL SIDING

METAL ROOF COLORS

STANDARD METAL\*

RUSTIC RED	BURNISHED SLATE
CHARCOAL	HUNTER GREEN
BLACK	SILVER

SPECIAL ORDER METAL\* +\$55

BRILLIANT WHITE	ALAMO WHITE	ASH GRAY
LIGHT STONE	TAN	TAUPE
PEWTER GRAY	BROWN	BRITE RED
BURGUNDY	GALLERY BLUE	OCEAN BLUE

SHINGLE ROOF\*



METAL ADVANTAGES

- 29 Gauge high quality metal.
- **30 YEAR LIMITED WARRANTY**  
All metal roofing comes with a 30 year limited warranty against rust through.
- Match your home or existing building(s) or offer a nice contrast or focal point.
- Does not depend on foreign oil as a raw material.
- Metal is 100% recyclable & virtually worry-free.

SHINGLE ADVANTAGES

- Residential grade architectural shingles.
- 30 year limited warranty.
- Match your home or existing building(s).

YOU CHOOSE  
METAL OR SHINGLE ROOF

SAME PRICE ON ALL BUILDINGS  
(STANDARD METAL COLORS)

URETHANE COLORS  
STAINED COLOR APPEARANCE\*

CHESTNUT BROWN	HONEY GOLD
MAHOGANY	DRIFTWOOD
DARK EBONY	

10 YEAR GUARANTEE  
AGAINST FADING

PAINT COLORS  
SOLID COLOR APPEARANCE\*

BARN WHITE	NAVAJO	BEIGE
CLAY	BUCKSKIN	BROWN
GRAY SHADOW	GAP GRAY	BLACK
EVERGREEN	PINNACLE RED	SCARLET RED

\*Actual colors may vary from those displayed in brochure. See dealer for actual color swatch.  
OHS is not responsible for colors not matching the brochure.

FLOORING OPTIONS

- 4x6 Pressure treated skids are notched for floor joists which greatly increases strength and prevents twisting - **standard**
- 16 inch on center pressure treated floor joists - **standard**
- 12 inch on center pressure treated floor joists - *optional* (standard on garages)
- 2x4 Pressure treated floor joists - **standard**
- 2x6 Pressure treated floor joists - *optional* (standard on 14' and 16' wide buildings)

5/8” Tongue and Groove untreated plywood

- Features a limited lifetime warranty against delamination of plys

3/4” Tongue and Groove untreated plywood – *optional*

YOU CHOOSE: T&G Untreated or T&G Engineered Panels - SAME PRICE

5/8” Tongue and Groove, Engineered Panels

- Exceptional strength and stiffness for a flatter, more stable floor
- Free of knots and patches with a thermally fused face
- Advanced resins are moisture resistant
- Choose this if you want a seamless floor with a virtually flawless appearance

3/4” Tongue and Groove, Engineered Panels – *optional*

Standard floor designed for 40 lb/sq. ft. **LIVE LOAD** and 200 lb/sq. ft. **POINT LOAD**. Additional options are available. See dealer/website for more heavy duty options.



Engineer Certified buildings are certified for 105 mph winds and 30 psf Ground Snow Load (Barn & Utility Shed) or 60 psf Ground Snow Load (Lofted Barn) (wind rating requires customer supplied anchors). Additional options are available – see dealer/website for more details. Standard set of engineered plans available with purchase of building upon request. Price does not include anchors, calculations or elevations. Extra charges apply for custom plans, calculations or elevations. Designed to meet IBC standards, not guaranteed for every local jurisdiction. Our buildings are classified as Minor Storage Facilities (Occupancy Category 1) and not intended for any other use. Economy style buildings are not certified as a standard. These can be built as certified for an additional charge. Higher snow loads available. See page 12.

ENGINEER  
certified

STANDARD SIDING



5/8" T1-11 PRESSURE TREATED

NO ADDITIONAL CHARGE

- 24" OC STUDS (DOUBLED UNDER SEAMS) & 24" OC TRUSSES (66% thicker siding easily spans 24" OC stud spacing, with doubled support under seams to equal the same amount of wood as in 16" OC spacing)
- PRESSURE TREATED and features a LIMITED LIFETIME WARRANTY against termites and fungal decay
- Tried and true PREMIUM grade REAL PLYWOOD SIDING
- 5/8" thick, 66% THICKER than many competing siding products
- Comes water sealed with 4 YEAR water sealer

AVAILABLE COATINGS: WATER SEALER (ONLY)



FIR

NO ADDITIONAL CHARGE

- 24" OC STUDS (DOUBLED UNDER SEAMS) & 24" OC TRUSSES (66% thicker siding easily spans 24" OC stud spacing, with doubled support under seams to equal the same amount of wood as in 16" OC spacing)
- Our Fir Siding is a LOCAL PRODUCT, made in the northwest from local trees
- Comes water sealed with 4 YEAR water sealer
- Great choice for customers who want a RUSTIC APPEARANCE or who may want to paint it

AVAILABLE COATINGS: WATER SEALER (ONLY)



3/8" LP SMART PANEL

NO ADDITIONAL CHARGE

- 16" OC STUDS / 24" OC TRUSSES / DOUBLE TOP STUD PLATE
- CUTTING EDGE TECHNOLOGY, engineered wood product that is WATER RESISTANT
- ZINC BORATE TREATED throughout to help resist fungal decay and termite damage
- Comes with a 50 YEAR LIMITED WARRANTY

AVAILABLE COATINGS: PAINT & URETHANE (ONLY)

OPTIONAL SIDING




LP DUTCH LAP


15% ADDITIONAL CHARGE

- 16" OC STUDS / 24" OC TRUSSES / DOUBLE TOP STUD PLATE
- CUTTING EDGE TECHNOLOGY, engineered wood product that is WATER RESISTANT
- ZINC BORATE TREATED throughout to help resist fungal decay and termite damage
- OPTIONAL HOUSE WRAP can be installed between OSB sheathing and lap siding
- 2 LAYER SIDING SYSTEM. Lap siding is installed over OSB sheathing, same as in home construction
- Comes with a 50 YEAR LIMITED WARRANTY


AVAILABLE COATINGS: PAINT & URETHANE (ONLY)



ADD LOFT

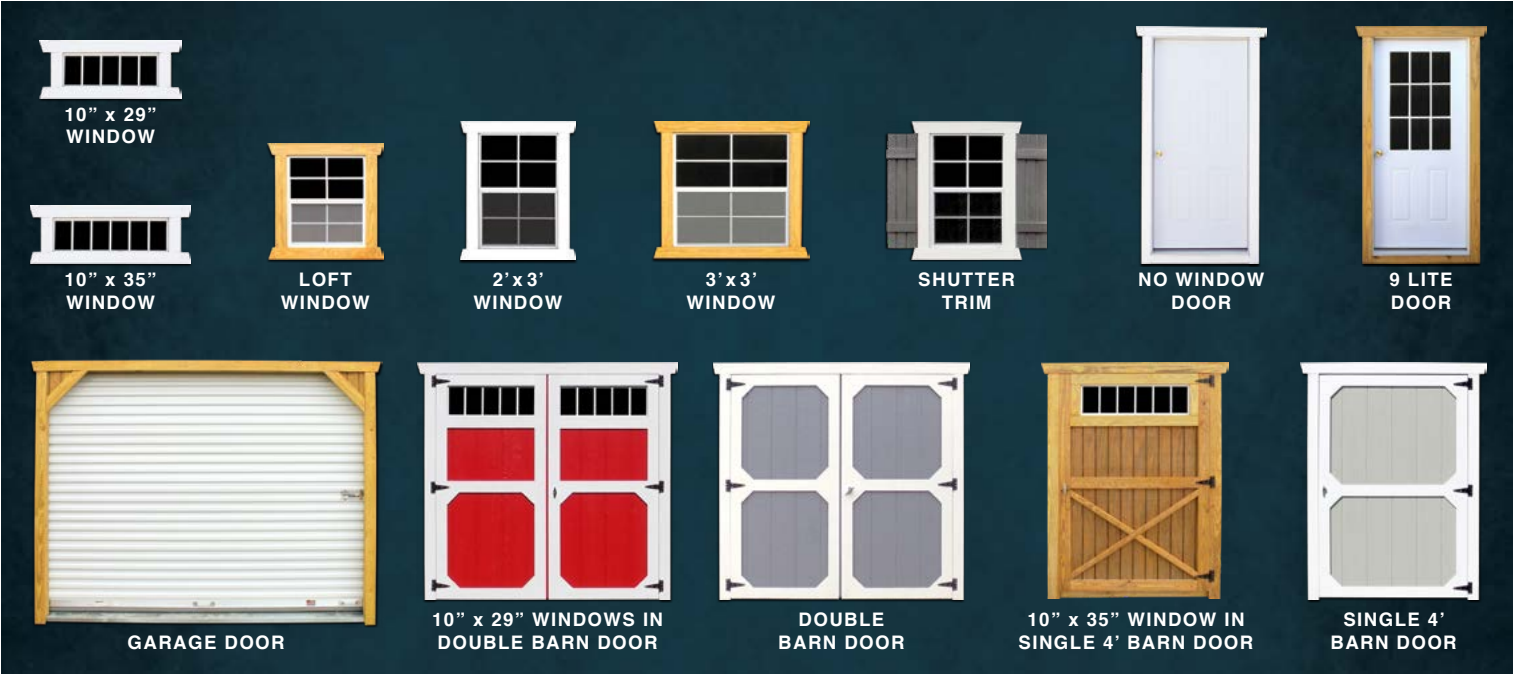


ADD WORKBENCH



ADD SHELVES

LOFT WINDOW (24" x 27") (IN LOFT ONLY)	\$100
2' x 3' WINDOW	\$100
2' x 3' DOUBLE PANE WINDOW	\$175
3' x 3' WINDOW	\$115
10" x 29" WINDOW	\$75
10" x 35" WINDOW	\$90
SHUTTER TRIM	\$45 PER WINDOW
HOUSE - STYLE DOOR, NO WINDOW (OPENS IN & TO THE RIGHT)	\$345
HOUSE - STYLE DOOR, 9 LITE WINDOW (OPENS IN & TO THE RIGHT)	\$445
SINGLE 3' WOODEN BARN DOOR	\$80
SINGLE 4' WOODEN BARN DOOR	\$100
DOUBLE WOODEN BARN DOORS	\$160
GARAGE DOOR (9'x7') (WALL MUST BE AT LEAST 12' WIDE x 8' TALL) (12" ON CENTER FLOOR JOISTS INCLUDED)	\$685
3/4" FLOORING (PRICED PER SQUARE FOOT)	\$.55/sq ft
2x6 FLOOR JOISTS (STANDARD ON 14' & 16' WIDE BUILDINGS)	\$.40/sq ft
12" ON CENTER FLOOR JOISTS (STANDARD ON GARAGES)	\$.40/sq ft
7 FOOT TALL WALLS (81" INSIDE)	\$125
8 FOOT TALL WALLS (92" INSIDE) (UTILITIES)	\$125
SNOW LOAD 60 PSF (STANDARD ON LOFTED BARNs)	\$1 <sup>00</sup> /sq ft
SNOW LOAD 140 PSF	\$2 <sup>50</sup> /sq ft
SHELVES (3 TIER) (PRICED PER FOOT OF WIDTH)	\$12/ft
WORKBENCH (PRICED PER FOOT OF WIDTH)	\$12/ft
LOFT (PRICED PER FOOT OF DEPTH)	\$20/ft
OPENING LOFT DOOR (LOFTED BARNs ONLY)	\$65
SPECIAL ORDER METAL ROOF COLOR	\$55
PAINT (ONE COLOR)	FREE
URETHANE UPGRADE (8' & 10' WIDE BUILDINGS) (ONE COLOR)	\$100
URETHANE UPGRADE (12', 14' & 16' WIDE BUILDINGS) (ONE COLOR)	\$200
PAINTED BUILDING TRIM (SECOND COLOR / PAINT ONLY)	\$50
EACH ADDITIONAL COLOR (PAINT OR URETHANE) (INCLUDES DOORS, TRIM ON DOORS & SHUTTERS)	\$50
16" ON CENTER STUDS AND TRUSSES (TREATED ONLY)	\$.70 /sq ft
16" ON CENTER TRUSSES (PAINTED ONLY)	\$.30 /sq ft
PORCH RAILING	\$12/ft
EXTRA PORCH POST	\$35/each
HOUSE WRAP (ON WALLS ONLY)	\$1 <sup>25</sup> /sq ft
TAR PAPER (UNDER ROOFING ONLY)	\$1 <sup>25</sup> /sq ft
6" FRONT & BACK ROOF OVERHANG (GABLE END WALLS)	\$250
7/12 PITCH (6' & 7' WALLS ONLY) (UTILITY ONLY) (8', 10' & 12' WIDE ONLY)	\$250
LP DUTCH LAP SIDING (SEE PAGE 11)	+15% ADDITIONAL CHARGE



## QUICK, FREE DELIVERY & EASY SETUP WITHIN 30 MILES

We will provide you with a quick and efficient delivery experience. Delivery site must be accessible with a truck and trailer.

**NO SITE PREPARATION NECESSARY** if site is accessible with truck and trailer and site is **NO MORE THAN 3 FEET OUT OF LEVEL**. **FREE SETUP** includes leveling with customer supplied concrete blocks and driver supplied pressure treated shims. Drivers can supply concrete blocks for \$3 each. **FIRST 30 MILES FREE**. Over 30 miles subject to additional charge.

**JUST PAY THE FIRST MONTH'S RENT & SECURITY DEPOSIT & WE DELIVER & SET UP! IT'S THAT EASY!**

### • BUILDINGS AT THE SALES LOT:

Can **USUALLY** be delivered within 5-7 days. [WEATHER PERMITTING]

### • ORDERED TREATED BUILDINGS:

Can **USUALLY** be delivered within 10-15 days. [WEATHER PERMITTING]

### • ORDERED URETHANE & PAINTED BUILDINGS:

Can **USUALLY** be delivered within 15-20 days. [WEATHER PERMITTING]

**NOTE:** Non-standard metal colors on any building will add one week to the lead time. Peak season and poor weather conditions can add extra days on to the normal delivery time. Lead times vary; above delivery times do not apply to build on site buildings.



## BUILD ON SITE

Old Hickory Sheds offers a build-on-site program for those situations where delivery is not an option or a customer wants a customized solution. See your dealer for more information. Old Hickory Sheds cannot paint, urethane or water seal on-site buildings. Paint/Urethane/Water Sealer not included in price.

### • BUILD ON SITE BUILDINGS:

Can **USUALLY** be built on site within 2-6 weeks. [WEATHER PERMITTING]

**NOTE:** Lead times vary | Not available in all areas



## RENT TO OWN

Our low monthly rental rates are comparable to mini-warehousing rates. Our no strings attached plan allows you to have your own storage facility at your home or business, when and where you need it.

Just pay a small security deposit plus your first month's rent and we'll set up your building at your location.

### SECURITY DEPOSITS\*

- **\$100** on 8' & 10' wide buildings
- **\$300** on 12' wide buildings
- **\$1,000** on 14' wide buildings
- **\$1,500** on 16' wide buildings

\*Does not apply to Animal Shelter or Cabana. See page 7 for details.

### NO STRINGS ATTACHED

The rental agreement is on a month to month basis, meaning you have the flexibility to turn in the building at any time for any reason.

**SEE DEALER FOR DETAILS.**

### EARLY PAYOFF

Payoff anytime with no penalty. There is also a discount off the rental balance for those who pay off early.

If you decide to pay off the building within 90 days, we'll waive the entire cost of lease services.



## WARRANTY & GUARANTEE

### LOW PRICE GUARANTEE

We'll match any competitor's advertised price for same quality building. Competitor's building must have identical materials as Old Hickory Sheds. See dealer for details.

### LIMITED LIFETIME WARRANTY

Against termite damage and fungal decay on all pressure treated wood, including pressure treated skids, floor joists (on all models) and optional pressure treated 5/8" T1-11 siding.

### 30 YEAR LIMITED WARRANTY ON METAL

All metal roofing comes with a 30 year limited warranty against rust through.

### FIVE YEAR LIMITED WARRANTY

We offer you peace of mind – with a limited 5 year warranty backed by a company that has been in business since 1997, you can trust that Old Hickory will be there if you need them, and with our warranty written, there will be no surprises in the rare event of a claim.

### 50 YEAR MANUFACTURER'S WARRANTY

For LP Dutch Lap Siding & LP Smart Panel Siding.

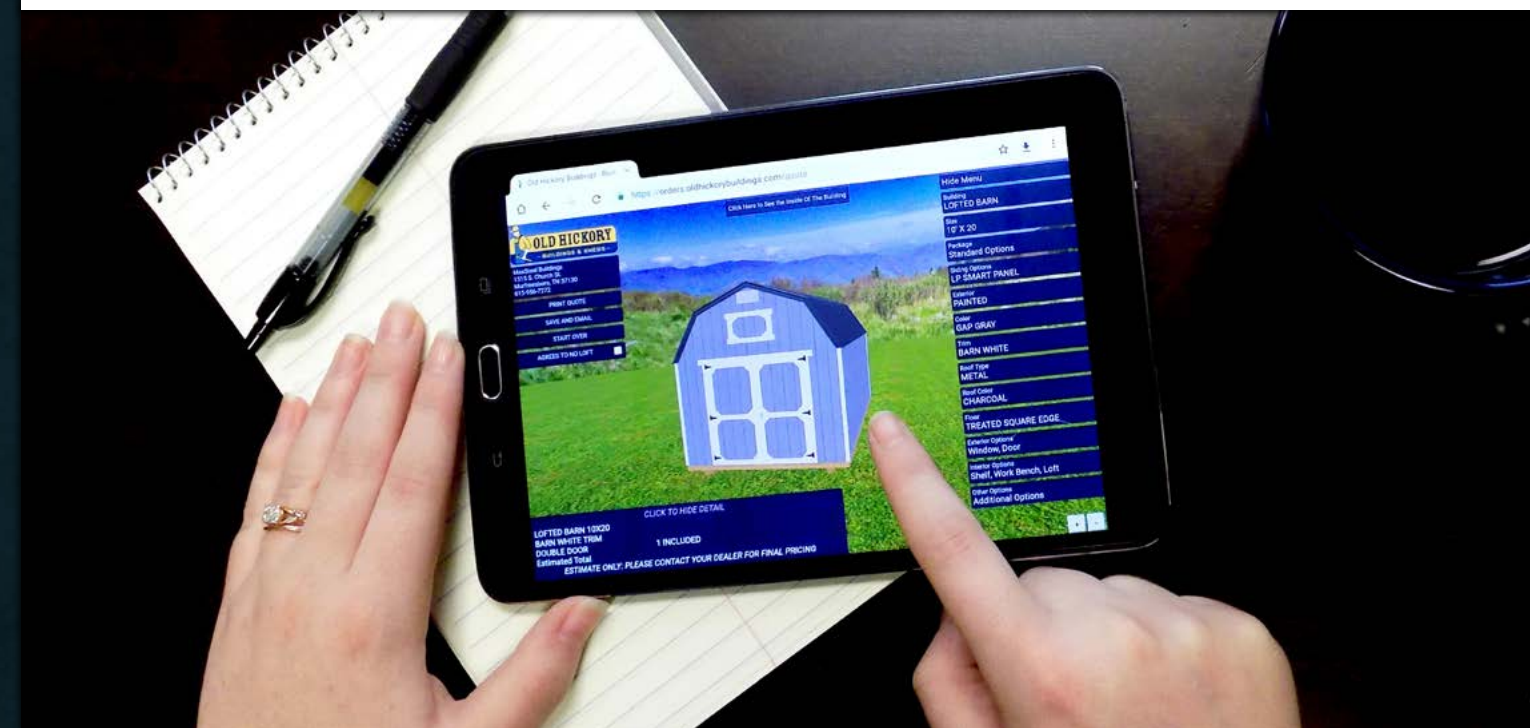
Follow the link provided for more information:

<http://lpcorp.com/media/1419/lp-smartside-warranty-english.pdf>

**SEE OUR WEBSITE OLDHICKORYSHEDS.COM FOR SPECIAL PRICING ON SELECT BUILDINGS**

## BUILD & PRICE

Visit **OLDHICKORYSHEDS.COM** to design and customize your own building





## A COMPANY YOU CAN TRUST

Old Hickory Sheds has over 700 locations in North America and is fully insured. We have been in business since 1997 and carry Liability Insurance and Worker's Compensation so you don't have to worry. Old Hickory Sheds is a name you can trust.

**OLDHICKORYSHEDS.COM**



Old Hickory Sheds, LLC and its associates are not responsible for permits, snow/wind load requirements, covenant searches, restrictions, setbacks, yard damage, or underground damage. Customer is responsible for compliance with any such requirements. Free setup includes leveling the building, starting with one corner at ground level and raising it up to a maximum of 3 feet. If leveling requires 1 foot or less, pressure treated wood may be used. Otherwise, customer may supply concrete blocks which are placed on top of the ground, or we can supply concrete blocks for \$3.00 each. In very rare cases, underground footers may be required by local building codes. Old Hickory Sheds does not offer digging or footer services and these are not included in free set up, however we can work with customer or contractor when required for an additional cost. Please contact your local Building Inspector and/or Homeowner's Association for information on requirements and restrictions. It is the customer's responsibility to decide if ground conditions are unsuitable for delivery. Free Delivery covers one trip up to 30 miles one way. Trips over 30 miles are subject to a \$3/mile (8ft & 10ft wide), \$3.50/mile (12ft wide), \$4.50/mile (14ft & 16ft wide) charge one way. The customer will be responsible for the mileage charge as well as the cost of any additional trips. Old Hickory has the right to refuse any sale prior to the time when it is accepted and approved by Old Hickory's corporate office and the building is set up at customer's location.

**ALL PRICES SUBJECT TO CHANGE.**

4.3.19 - 23,100 - (OHS\_EAST-3875) Old Hickory Sheds, LLC ©Copyright 2019 All rights reserved

**EAST**

**v10.0**